

Bronchoscopic surgery training simulator

(Trolley/ portable)

01

Respiratory endoscope intervention training

Product description

This bronchoscope simulation training simulator contains a high-simulation airway model system, a training software system and a bronchoscope system. With a portable design, it supports the mainstream bronchoscope system, and is easy for bronchoscope surgical operation training anywhere and anytime.

Video explanation by expert

- Help bronchoscope beginners quickly master the standard bronchoscope operation method

Support mainstream bronchoscope system signal access

- Support the vast majority of bronchoscope systems for training, which is convenient and flexible

High-simulation model + supporting training software integration

- Provide practical and convenient professional training tools for the clinical department of bronchoscope

PLHX2002FZ-TC

Trolley product composition

- High-simulation airway model
- Electronic bronchoscope
- High-definition touch screen
- Trolley
- Biopsy forceps
- Camera
- Control pedal



PLHX2002FZ-BX

Portable product composition

- High-simulation airway model
- Electronic bronchoscope
- Laptops
- Biopsy forceps
- Camera
- Control pedal



Training module composition

This bronchoscope surgery training simulator is divided into two terminals, one for administrators and the other one for trainees. The trainee terminal includes six modules for the trainee's single skill practice and examination, and can guide and enable the trainee to recognize and master the characteristics of different cases and operation skills. It is suitable for bronchoscope beginners and enables them to master basic operation skills soon.


Administrator terminal



Class administration



Trainee administration



Examination administration

Trainee terminal



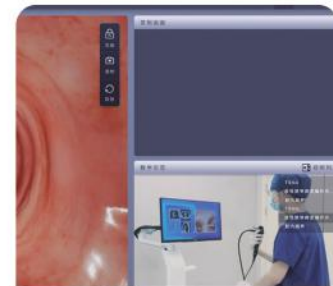
Anatomic animation

Learn the structures of bronchi and their adjacent relations.



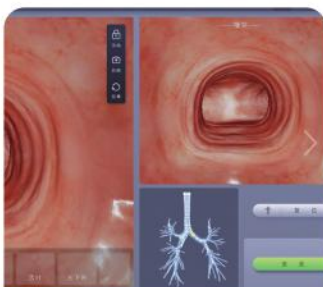
Pathway identification

Repeated training for point fixing and selection



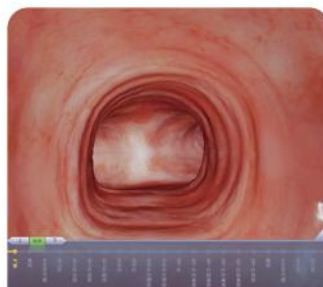
Video teaching

Tracking and comparative learning according to the recorded teaching videos



Record by photograph

Can observe image freezing, and replay for comparison



Inspection sequence

Sequential inspection, standardized endoscopic operation



Examination module

Examination by photograph and video